



MIHAI CRISTIAN

FRONT-END DEVELOPER

“Passionate about WebDesign and creating DigitalAssets. My joy comes from ever-expanding, ever growing as an individual and as a professional while I acquire new skills.”

PERSONAL PORTOFOLIO:

[HTTPS://WWW.CRISTIANMIHAI.RO](https://www.cristianmihai.ro)

CONTACT:

0722711487



CONTACT@CRISTIANMIHAI.RO

LOCATION:

BUCHAREST

“Design is thinking made visual”

EDUCATION:

- UNIV. ROMANO-AMERICANA INFORMATICA
- CS50 - HARVARD UNIVERSITY COURSE

COURSES:

- THE ODIN PROJECT
- CODE WITH MOSH COURSES - JAVASCRIPT BASICS
- CODE WITH MOSH - JAVASCRIPT OBJECT ORIENTED PROGRAMMING

EXPERIENCE:

- WORKED ON MULTIPLE PROJECTS INCLUDING ECOMMERCE STORE AND MOBILE APPLICATIONS

WEBDEV-SKILLS:

- HTML
- CSS
- JAVASCRIPT
- GSAP LIBRARIES
- WORDPRESS
- ELEMENTOR
- GITHUB

RELEVANT-SKILLS:

- AFTEREFFECTS
- PHOTOSHOP
- ILLUSTRATOR
- SPLINE
- FILETRANSFERPROTOCOL
- SLIGHTLY FAMILIAR WITH PHP AND SQL
- WEBSITE HOSTING
- VIDEOPRESENTATIONS

PROJECTS

1. THEPACKACADEMY



BRIEF:

The Pack Academy este primul meu proiect in lumea digitala. At it's core este o platforma de tip ECommerce, automatizata, ce utilizeaza API-ul sistemului de plati Stripe.

TEHNOLOGII:

Fiind prima mea interactiune cu Digital Design si WebDevelopment, ThePackAcademy a fost construit cu ajutorul platformei WordPress si Pluginului Elementor Block-Builder, iar grafica a fost realizata in Adobe AfterEffects si Illustrator.

DIFICULTATI INTAMPINATE:

In momentul achizitiei unui produs in format digital, initial am fost nevoit sa le trimit link-uri clientilor in mod manual. Pentru a evita supra-incarcarea si burn-out-ul am fost nevoit sa invat sa initiez stocuri virtuale si sa automatizez procesul.

SKILLURI DOBANDITE

Lucrand cu Elementor, m-am familiarizat cu box-modelul CSS si notiuni precum margin, padding, border properties si custom design.

M-am familiarizat cu SQL si FTP.

Am realizat importanta certificatului SSL atat in securitate cat si in SEO.

PROJECTS

2. CRISTIANMIHAI.RO



BRIEF:

<https://cristianmihai.ro> este primul website realizat integral din cod, de la 0. Am preferat un design inedit, futuristic, cu un Nav-Bar in stilul MacBookAir si am decis sa il construiesc folosind HTML, CSS, JAVASCRIPT, fara sa ma folosesc de vreun framework precum React/Vue.js - solidificandu-mi astfel cunostintele de baza

TEHNOLOGII:

Portofoliul Personal este cartea ta de vizitatie, de aceea am decis ca el ar trebui sa inglobeze majoritatea skillurilor dobandite si sa evidentieze capacitatea de a crea un digital asset incepand de la 0.



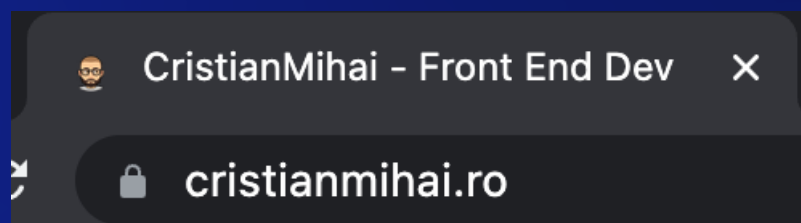
Inca de la primul click, vizitatorii sunt intampinati de o grafica persoanlizata, creata in AfterEffects, careia i-a fost facuta compresie in format WebP, pentru a asigura performanta siteului:

- Desktop / Mobile / Tablet

Atentia la detalii nu a lipsit, adaugand neaparat si FavIconul in coltul Tab-ului.

Yep, that's a mini-me right there.

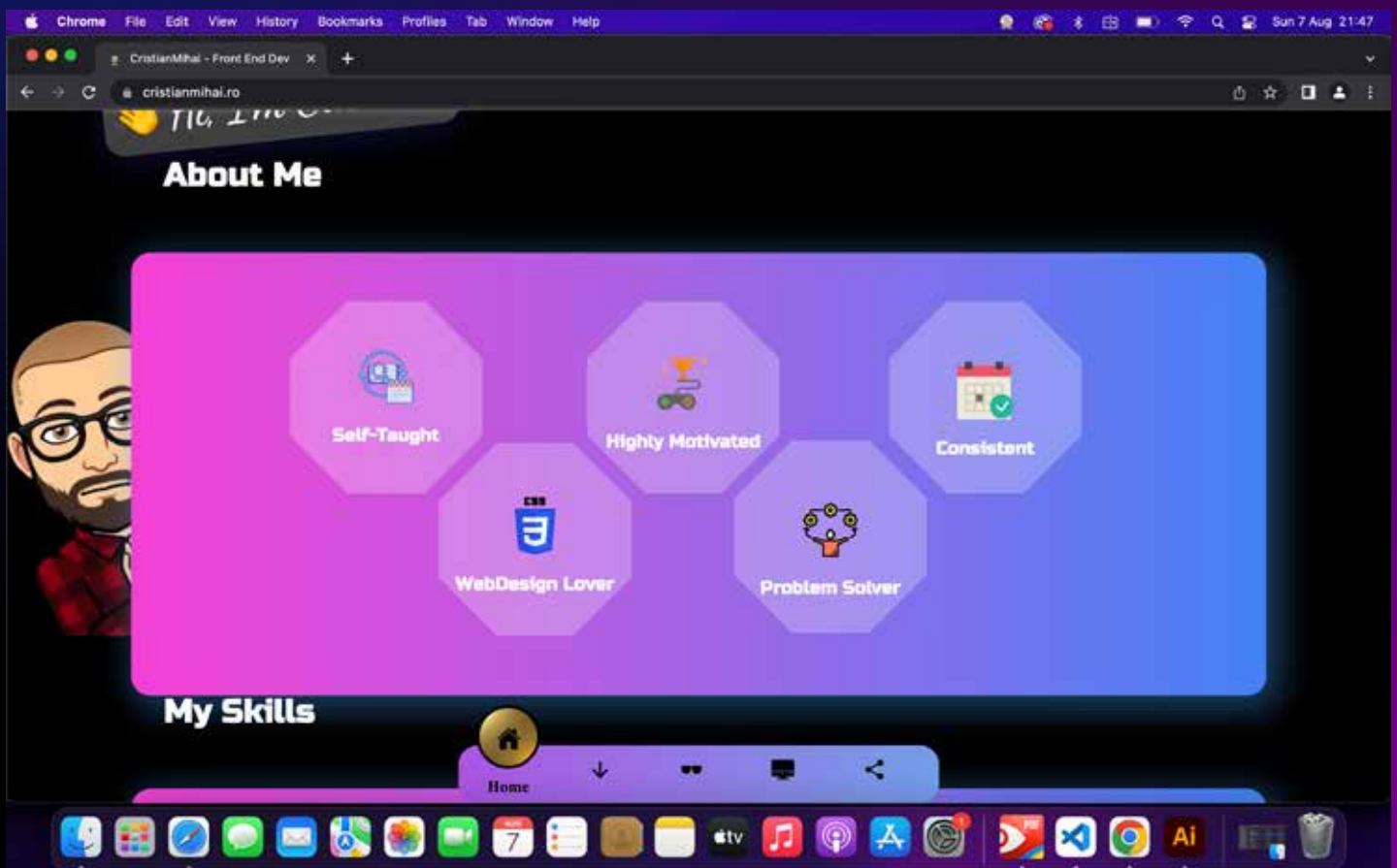
Si nelipsit, certificatul digital!



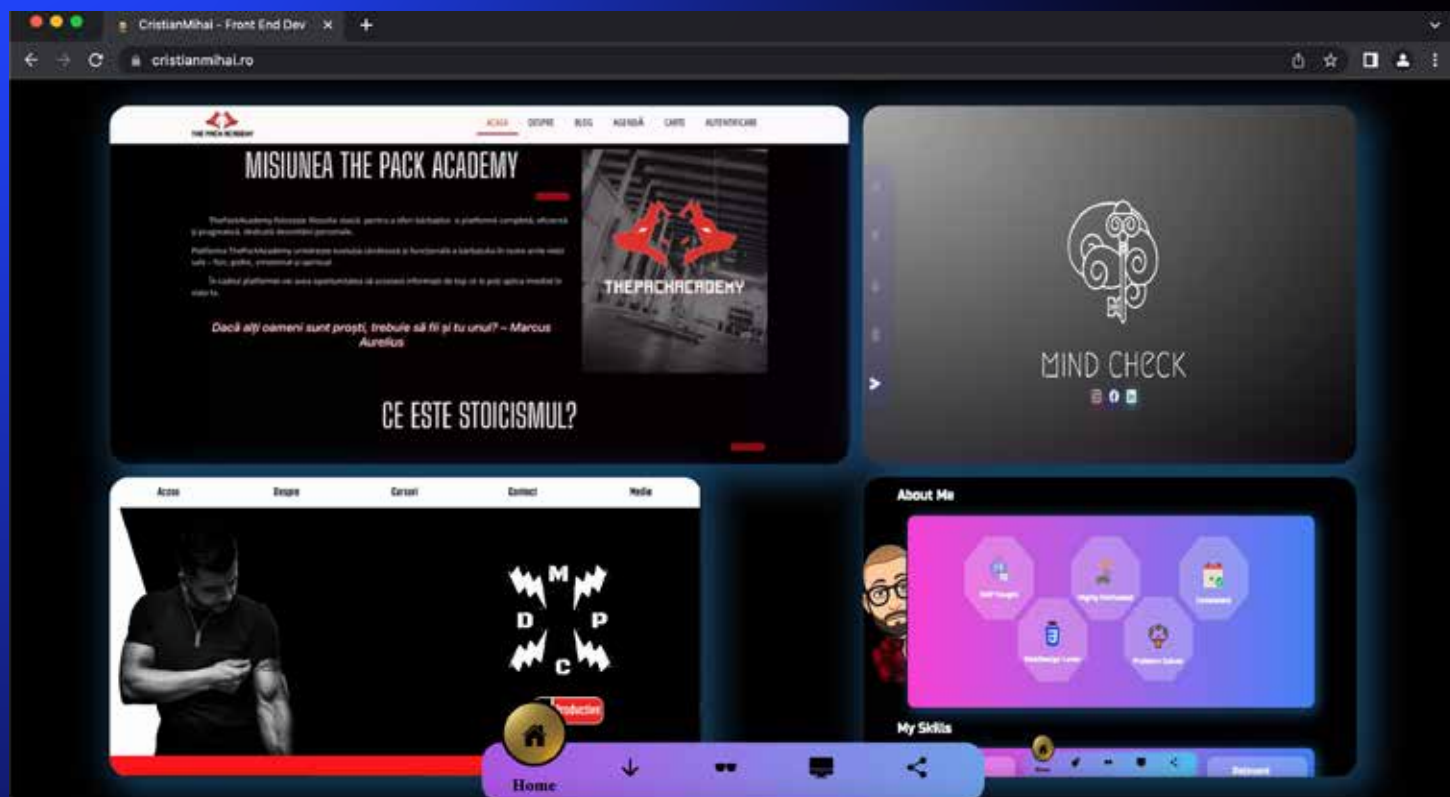
PROJECTS

```
220 <script src="https://cdnjs.cloudflare.com/ajax/libs/ScrollMagic/2.0.8/plugins/animation.gsap.js" integrity="sha512-judXDFLnOTJsUwd551hbrX3uSoSQ50ZR6vNrs1
221 <script nomodule src="https://unpkg.com/ionicons@5.5.2/dist/ionicons/ionicons.js"></script>
222 <script type="text/javascript" src="https://cdnjs.cloudflare.com/ajax/libs/gsap/2.1.3/TimelineMax.min.js"></script>
223 </section>
224 </script>
225
226 <script>
227   $('js-tilt').tilt({
228     scale: 1.1,
229     glare: true,
230   })
231 </script>
232
233 <script>
234   var tl = new TimelineMax({onUpdate:updatePercentage});
235   const controller = new ScrollMagic.Controller();
236
237   tl.from("#cristian", .5, {x:98});
238   const scene = new ScrollMagic.Scene({
239     triggerElement: ".section2",
240     triggerHook: "onStart",
241     duration: "100%"
242   })
243     .setTween(tl)
244     .addTo(controller);
245
246   function updatePercentage() {
247     tl.progress();
248     console.log(tl.progress());
249   }
250 </script>
251
252 <script src="https://cdnjs.cloudflare.com/ajax/libs/vanilla-tilt/1.7.0/vanilla-tilt.min.js"></script>
```

Pentru a realiza efectele de pop-up a Avatarului Cristian (best experience on desktop), m-am folosit de framework-ul GSAP si dupa cateva priviri prin documentatie si tweaks, am reusit sa creez ceea ce mi-am propus.



Pentru a evita supra-aglomerarea CV-ului, va invit sa accesati site-ul, pentru a vizualiza toate proiectele actuale, publice.



WAIT!

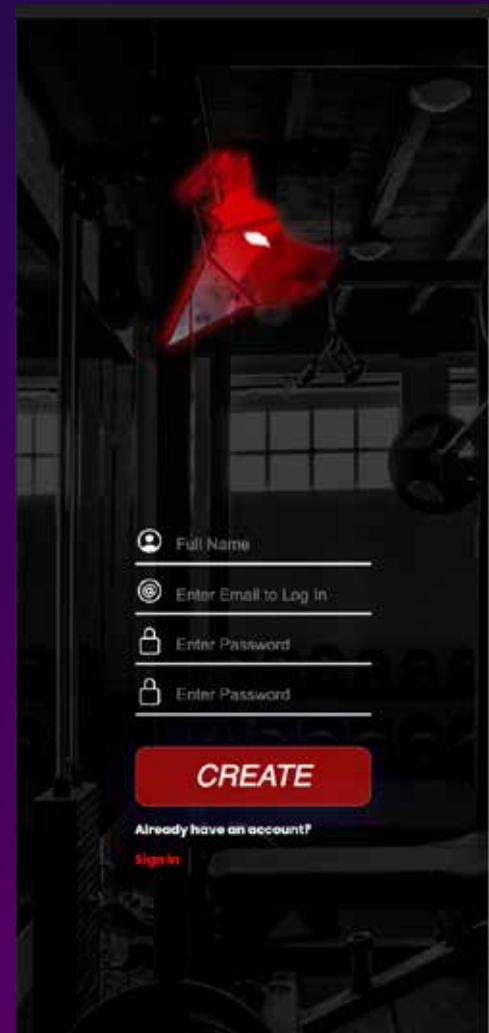
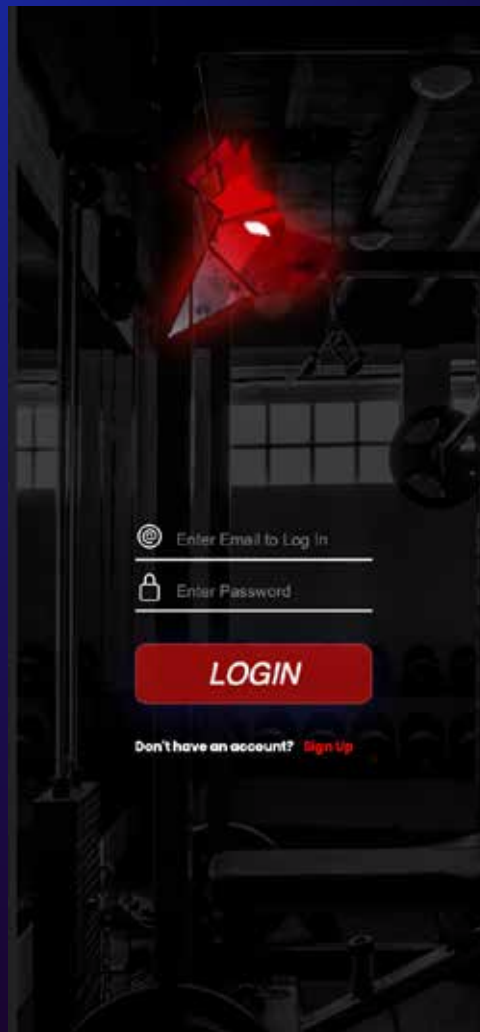
THERE IS MORE...

**I SAVED THE BEST
FOR LATER!**

MY SECRET PROJECT, NOT AVAILABLE ON GITHUB

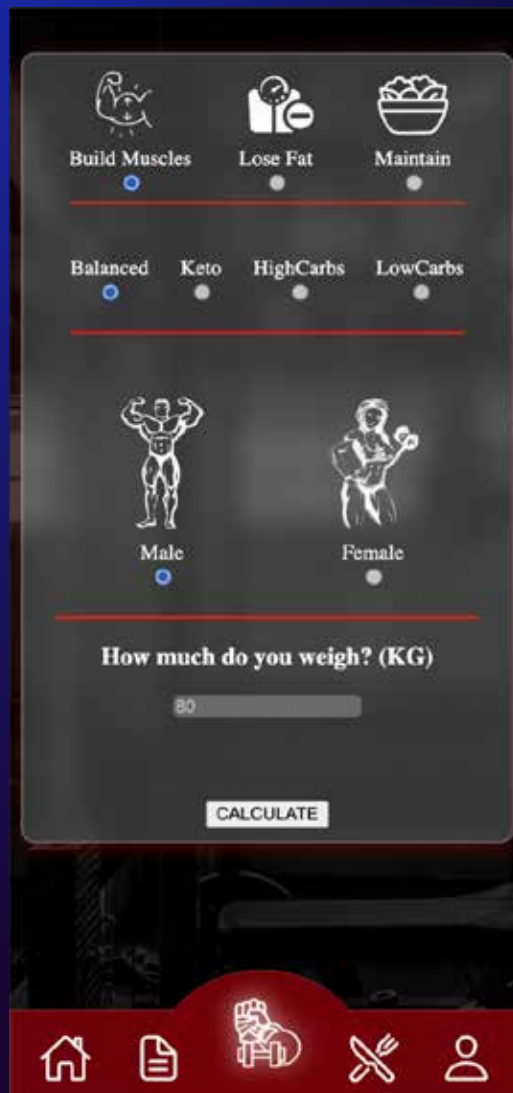
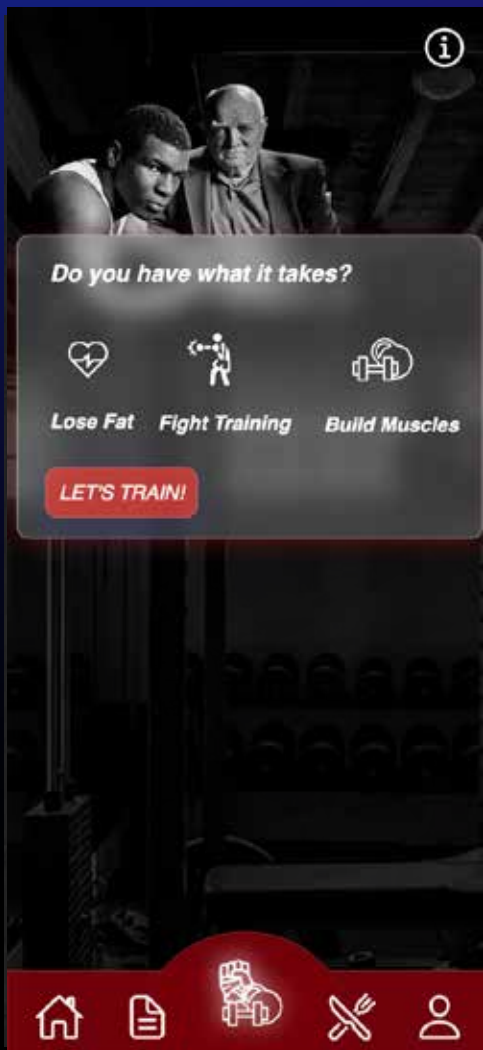
PROJECTS

APLICATIA MOBILA THEPACKPERFORMANCE



PROJECTS

APLICATIA MOBILA THEPACKPERFORMANCE



TI-AM CAPTAT ATENTIA?

*LET'S GET IN TOUCH:
0722711487*

